







# Nature Immersion

## Weekly Recap

Week of:	<b>March 18–23, 2018</b>
Quote of the Week	“When little people are overwhelmed with big emotions, it is our job to share our calm, not join in the chaos” – L.R. Knost
Conscious Commitment 	This week I commit, to attributing positive intent and seeing the best in you and me.
Wish Wells 	To Maddox whom has started his transition with the upper grades. We wish you well Maddox!
Celebrations 	Mrs. McCutcheon made a beautiful pint sized greeting apron for our school family and Violet already had a chance to test it out. Giving students the opportunity to have jobs, such as “Morning Greeter” helps them feel like a worthy member of our school family. It builds a sense of unity and self worth. The children had a ball greeting each other. Thank you Mrs. McCutcheon!
Birthdays 	<b><u>Happy Birthday to March School Family Members!</u></b> We have no March birthdays in our School Family. Wishing all March birthdays everywhere well!
You did it! 	We have had a several Scholastic orders placed this month. This means tons of free books for our class! Thank you! Thank you! Thank you!  If you’d like to place an order this month, you still have time. Sign-up at <a href="#">Scholastic Book Clubs</a> and enter our class code, T244Z. Orders will be submitted on the last day of each month. Please note, there is no obligation to buy.
NI News 	We want to deepen our investigations with ramps. Please bring any loose parts you may have like cardboard boxes, string, straws, spheres and tubes of all sizes! River rocks and stones are always welcomed. As a reminder our day begins at 9am.

The More You Know...	<a href="#">What the heck is DAP?</a>
NI Recap	<p>Come by and take a look at our self-identity panels hanging in the patio. The children have been working so hard over several weeks putting these together and they look fantastic! This week we continued working on our social-emotional intelligence with the Feeling Buddies curriculum. So far, we have met Happy, Scared, Angry, Sad, Calm and Disappointed. The children are learning to identify the various feelings and practicing how to self-regulate with them.</p> <p>We continued to have fun with /k/. We made a /k/ picture web where I was challenged to draw a Kangaroo! We explored making the letter K using different materials like sticks and playdough.</p>
Toddlers	<p>Ms. Sydney moved this past weekend and the toddlers took advantage of the extra cardboard boxes. We learned about different ways we could use cardboard boxes; such as houses, puzzles, rocket ships, and fine motor activities! We began the week painting pictures using (washable) paint and cardboard pieces. We talked about the different shapes and sizes of the cardboard, which also corresponded to the different cardboard shaped puzzles we had using farm animal pictures glued to cardboard. We also used a cardboard box to make a sensory box! The toddlers enjoyed decorating the box on the outside with cotton balls, pipe cleaners, feathers, coloring with crayons, and beautiful colored gems. We have a few strings hanging on the inside but plan on working more on it next week. We finished the week engaged in the cardboard box with different shapes cut out. We talked about shapes such as triangles, diamonds, squares, hearts and circles of different sizes, we explored what different objects would fit into each of them. We have learned many ways to make use of recyclables and extra tools in our environment. Next week we are excited to be making a sensory table using boxes, paper towel rolls, recyclable tools, and colorful rice. Looking forward to the new discoveries!</p>
We Care Center 